

### Portfolio Objective

Our expected long-term (10 years plus) average annual rate of return is 3.6% pa nominal (net of all charges) using targeted risk bands.

### Reference Data

IA Mixed Invest. 20-60% Shares Sector

### Key Facts

Inception Date: 30.04.16  
Total number of holdings: 24  
Portfolio Yield: 1.72%  
3-Year Annualised Volatility: 4.91%

Portfolios are reviewed on a regular basis and portfolio rebalancing is undertaken at appropriate intervals.

Income generated from underlying funds is reinvested into the portfolios.

### Charges

AMC 0.50%  
VAT 0.10%  
Underlying OCF (MiFID II) 0.84%  
**Total Ongoing Charge 1.44%**

### Additional Fees

Platform fees for custody, dealing and administration services vary across provider. Performance has therefore been calculated gross of these charges.

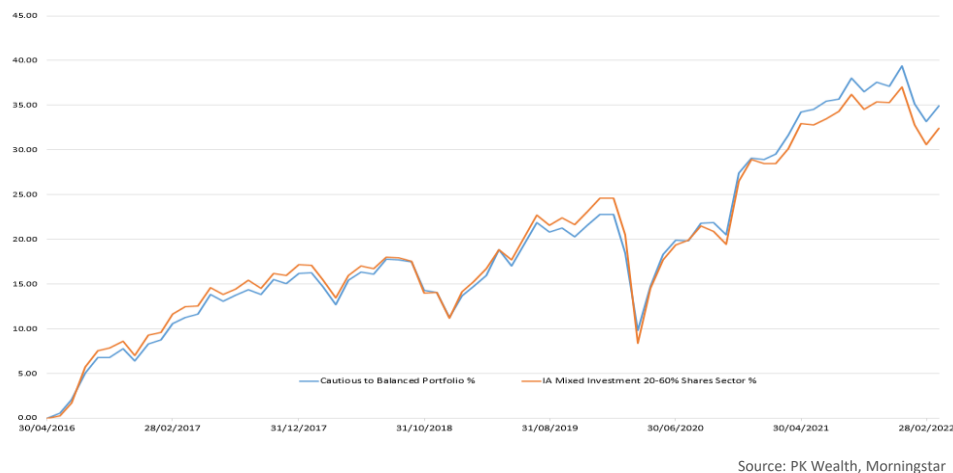
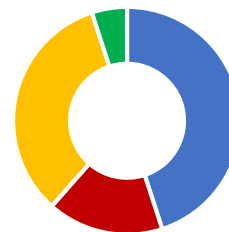
A professional adviser fee may be added subject to agreement between client and adviser.

### Portfolio Wrappers Available

GIA: General Investment Accounts  
ISA: Individual Savings Accounts  
SIPP / SSAS Pensions  
Onshore / Offshore Bonds  
Individual / Charity Trusts

### Core Portfolio Asset Allocation

- Equities 45.0%
- Alternatives 16.5%
- Fixed Income 33.5%
- Cash 5.0%



Source: PK Wealth, Morningstar

Cumulative Performance	3 Month	YTD	1 Year	3 Year	Since Inception
PK Wealth Cautious to Balanced Portfolio	-3.72%	-3.72%	2.09%	15.20%	33.64%
IA Mixed Investment 20-60% Shares	-3.35%	-3.35%	1.80%	13.50%	32.42%

Calendar Year Performance	2017	2018	2019	2020	2021
PK Wealth Cautious to Balanced Portfolio	6.95%	-4.56%	9.92%	4.66%	7.19%
IA Mixed Investment 20-60% Shares	7.20%	-5.11%	12.07%	3.5%	6.27%

Past performance is not a reliable indicator of future returns.

Source: PK Wealth, Morningstar, IA data to 31.3.22.

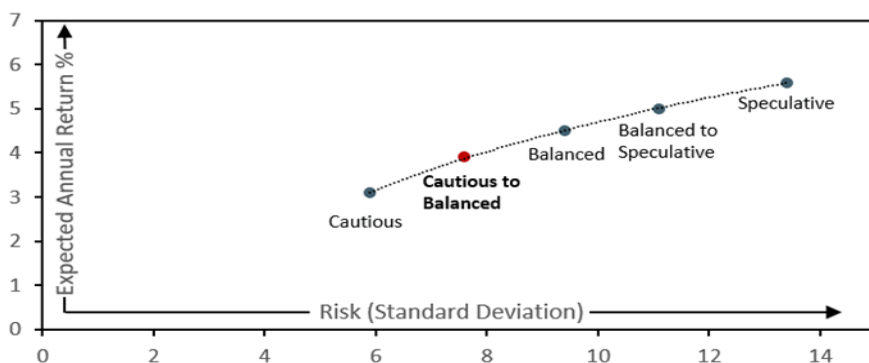
Performance shown net of PK Wealth management fee (including VAT) and underlying fund charges.

Performance is based on the underlying model portfolio and actual client performance may vary.

### PK Wealth Investment Process

- Asset Allocation ranges
- Risk boundaries
- Portfolio optimisation testing
- Proprietary Research & Investment Selection process
- Blend of complementary investment styles
- Regular portfolio reviews

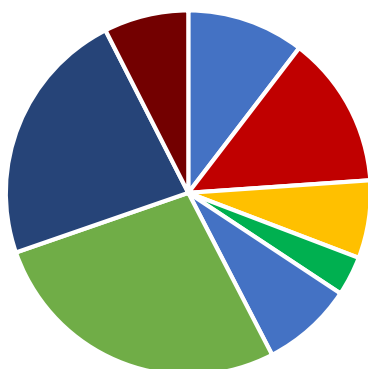
### Long-Term Expected Average Annual Return v Risk (Standard Deviation)



Source: PK Wealth, Morningstar

### Asset Allocation

- UK equities 10.4%
- US equities 13.5%
- Europe ex UK equities 6.9%
- Japan equities 3.5%
- Asia Pac Ex Jap & EM equities 8.1%
- Alternatives 27.3%
- Fixed Income 22.8%
- Cash 7.5%



### Top 10 Holdings

### Allocation

Cash	7.5%
IPP Infrastructure Plc	6.0%
JP Morgan US Equity Income	5.6%
Royal London Short Duration Credit	5.5%
Vanguard S&P 500	5.4%
JPM Global Macro Opps	5.2%
Blackrock European Absolute Alpha	5.0%
Man GLG Sterling Corporate Bond	4.5%
Allianz Strategic Bond	4.5%
Artemis Target Return Bond Fund	4.5%
<b>Total</b>	<b>53.7%</b>

### Investment Team



**Michael Usher**  
Head of PK Wealth



**James Regan**  
Senior Investment Manager



**Helene Jelman**  
Senior Investment Manager

### Background to PK Wealth

PK Wealth is an independent subsidiary within PK Group and provides investment management services to a range of clients in conjunction with their professional advisors.

PK Group is a financial and professional services firm founded in 2003 and headquartered in Richmond. PK Group provides wealth management, accountancy, tax and financial planning services.

Portfolios available on:



ascentric



FundsNetwork™

### IMPORTANT INFORMATION

Past performance is not a reliable indicator of future returns. The value of investments and the income derived from them can go down as well as up and you may not get back the amount invested. PK Wealth is responsible for managing the model portfolios and the professional adviser is responsible for advising the client on portfolio selection and for assessing the suitability of the selected portfolio for each client on an ongoing basis. Each strategy rebalance will simultaneously impact all clients linked to that risk portfolio. The information in this document does not constitute advice or a recommendation and is for the information of the recipient only.

Investment management and portfolio services are provided by PK Wealth Limited which is authorised and regulated by the Financial Conduct Authority. PK Wealth Limited is registered in England (number 08991126) and the registered office is 1 Parkshot, Richmond, Surrey, TW9 2RD.