



investments@pkgroup.com
+44 (0)20 8334 9953

Balanced Portfolio Active Approach Managed Portfolio Service (MPS)

1 Parkshot
Richmond
Surrey
TW9 2RD

Portfolio Objective

Our expected long-term (10 years plus) average annual rate of return is 4.3% pa nominal (net of all charges) using targeted risk bands.

Reference Data

IA Mixed Invest. 20-60% Shares Sector

Key Facts

Inception Date: 30.04.16
Total number of holdings: 26
Portfolio Yield: 1.51%
3-Year Annualised Volatility: 9.58%

Portfolios are reviewed on a regular basis and portfolio rebalancing is undertaken at appropriate intervals.

Income generated from underlying funds is reinvested into the portfolios.

Charges

AMC 0.50%
VAT 0.10%
Underlying OCF (MIFID II) 0.87%
Total Ongoing Charge 1.47%

Additional Fees

Platform fees for custody, dealing and administration services vary across provider. Performance has therefore been calculated gross of these charges.

A professional adviser fee may be added subject to agreement between client and adviser.

Portfolio Wrappers Available

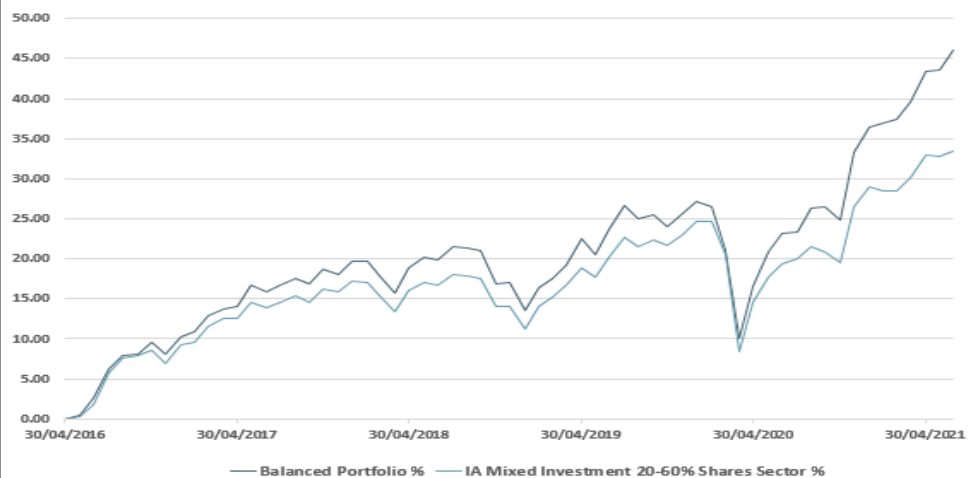
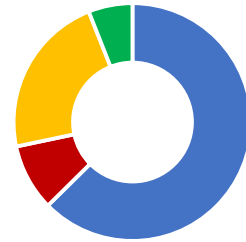
GIA: General Investment Accounts
ISA: Individual Savings Accounts
SIPP / SSAS Pensions
Onshore / Offshore Bonds
Individual / Charity Trusts

PK Wealth Investment Process

- Asset Allocation ranges
- Risk boundaries
- Portfolio optimisation testing
- Proprietary Research & Investment Selection process
- Blend of complementary investment styles
- Regular portfolio reviews

Core Portfolio Asset Allocation

- Equities 62.6%
- Alternatives 9.1%
- Fixed Income 22.3%
- Cash 6.0%



Cumulative Performance	3 Month	YTD	1 Year	3 Year	Since Inception
PK Wealth Balanced Portfolio	4.22%	6.40%	18.29%	21.09%	45.85%
IA Mixed Investment 20-60% Shares	2.70%	3.62%	11.95%	14.51%	33.63%

Calendar Year Performance	2016*	2017	2018	2019	2020
PK Wealth Balanced Portfolio	10.31%	8.48%	-5.29%	11.73%	7.18%
IA Mixed Investment 20-60% Shares	9.31%	7.20%	-5.11%	12.07%	3.50%

Past performance is not a reliable indicator of future returns.

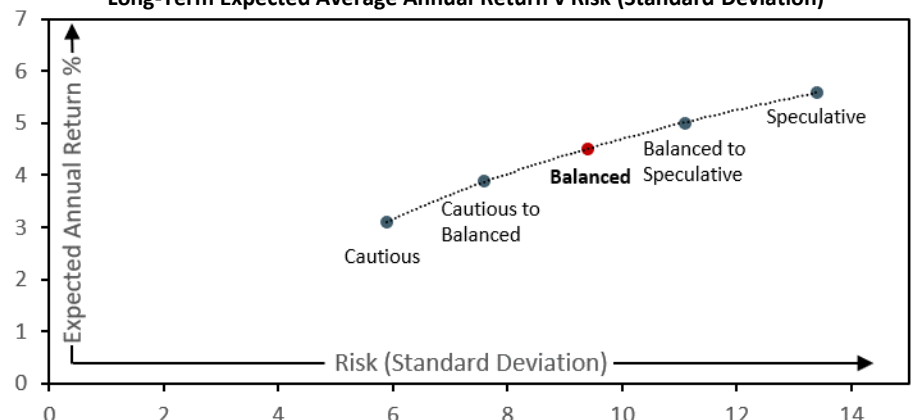
Source: PK Wealth, Morningstar, IA data to 30.06.21.

Performance shown net of PK Wealth management fee (including VAT) and underlying fund charges.

Performance is based on the underlying model portfolio and actual client performance may vary.

* Model portfolios were launched in April 2016 therefore this year is not a complete calendar year.

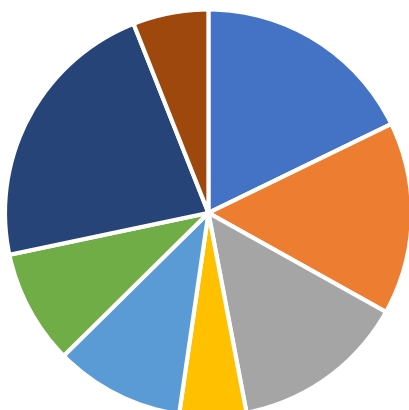
Long-Term Expected Average Annual Return v Risk (Standard Deviation)



Source: PK Wealth, Morningstar

- UK equities 17.8%
- US equities 15.3%
- Europe ex UK equities 13.9%
- Japan equities 5.3%
- Asia Pac Ex Jap & EM equities 10.3%
- Other Assets 9.1%
- Fixed Income 22.3%
- Cash/Cash alternatives 6.0%

Asset Allocation



Top 10 Holdings

Allocation

Artemis US Select	5.3%
Baillie Gifford Japan Income & Growth	5.3%
iShs core FTSE100 ETF	5.1%
JP Morgan US Equity Income	5.0%
Liontrust Strategic Bond	5.0%
MI Twenty Four AM Dynamic Bond	4.9%
Liontrust Special Situations	4.8%
RL Short Dur'n Credit	4.4%
RL IG Short Dur'n Credit	4.3%
IPP Infrastructure	4.1%
Total	48.2%

Investment Team



Michael Usher
Head of PK Wealth



James Regan
Senior Investment Manager



Helene Jelman
Senior Investment Manager

Background to PK Wealth

PK Wealth is an independent subsidiary within PK Group and provides investment management services to a range of clients in conjunction with their professional advisors.

PK Group is a financial and professional services firm founded in 2003 and headquartered in Richmond. PK Group provides wealth management, accountancy, tax and financial planning services.

Portfolios available on:



ascentric



FundsNetwork™

IMPORTANT INFORMATION

Past performance is not a reliable indicator of future returns. The value of investments and the income derived from them can go down as well as up and you may not get back the amount invested. PK Wealth is responsible for managing the model portfolios and the professional adviser is responsible for advising the client on portfolio selection and for assessing the suitability of the selected portfolio for each client on an ongoing basis. Each strategy rebalance will simultaneously impact all clients linked to that risk portfolio. The information in this document does not constitute advice or a recommendation and is for the information of the recipient only.

Investment management and portfolio services are provided by PK Wealth Limited which is authorised and regulated by the Financial Conduct Authority. PK Wealth Limited is registered in England (number 08991126) and the registered office is 1 Parkshot, Richmond, Surrey, TW9 2RD.