

31 March 2020

Managed Portfolio Service (MPS)

Portfolio Objective

Our expected long-term (10 years plus) average annual rate of return is 3.9% pa nominal (net of all charges) using targeted risk bands.

Reference Data

IA Mixed Invest. 20-60% Shares Sector

Key Facts

Inception Date: 30.04.16
Total number of holdings: 25
Portfolio Yield: 2.73%
3-Year Annualised Volatility: 6.54

Portfolios are reviewed on a regular basis and portfolio rebalancing is undertaken at appropriate intervals.

Income generated from underlying funds is reinvested into the portfolios.

Charges

AMC 0.50%
VAT 0.10%
Underlying OCF (MIFID II) 0.77%
Total Ongoing Charge 1.37%

Additional Fees

Platform fees for custody, dealing and administration services vary across provider. Performance has therefore been calculated gross of these charges.

A professional adviser fee may be added subject to agreement between client and adviser.

Portfolio Wrappers Available

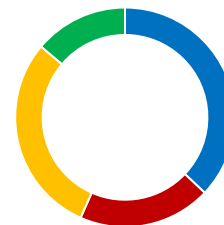
GIA: General Investment Accounts
ISA: Individual Savings Accounts
SIPP / SSAS Pensions
Onshore / Offshore Bonds
Individual / Charity Trusts

PK Wealth Investment Process

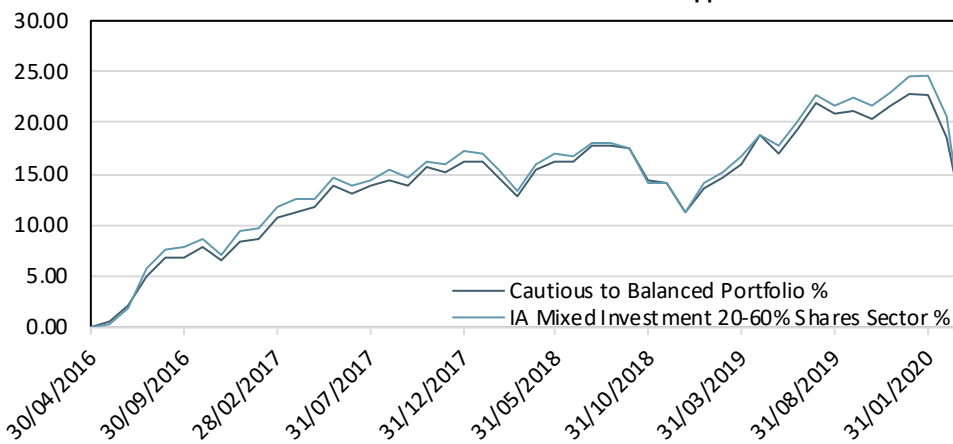
- Asset Allocation Ranges
- Risk Boundaries
- Portfolio Optimisation Testing
- Proprietary Research & Investment Selection Process
- Blend of Different Investment Styles
- Regular Portfolio Reviews

Core Portfolio Asset Allocation

Equities	37.1%
Alternatives	19.6%
Fixed Income	29.5%
Cash / Cash Alts	13.9%



PK Wealth Cautious to Balanced Portfolio - Active Approach



Cumulative Performance	3 Month	YTD	1 Year	3 Year	Since Inception
PK Wealth Cautious to Balanced Portfolio	-10.47%	-10.47%	-5.27%	-1.44%	9.87%
IA Mixed Investment 20-60% Shares	-13.06%	-13.06%	-7.18%	-3.71%	8.34%

Calendar Year Performance	2016*	2017	2018	2019
PK Wealth Cautious to Balanced Portfolio	8.35%	7.19%	-4.32%	10.18%
IA Mixed Investment 20-60% Shares	9.31%	7.20%	-5.11%	12.07%

Past performance is not a reliable indicator of future returns.

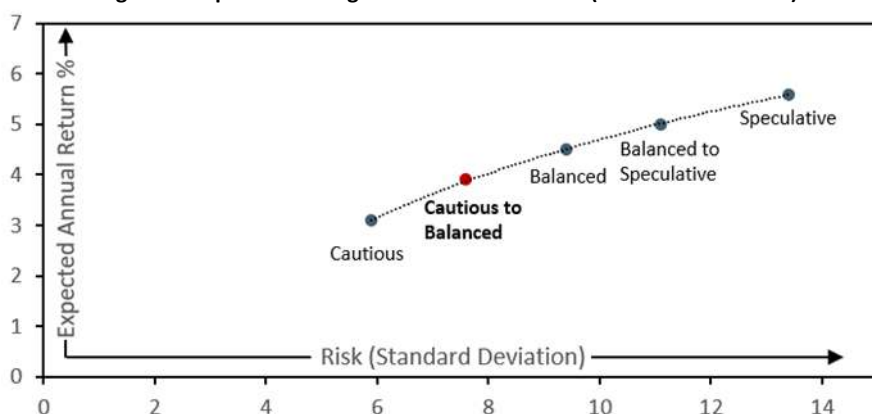
Source: PK Wealth, Morningstar, IA data to 31.12.19

Performance shown net of PK Wealth management fee (including VAT) and underlying fund charges.

Performance is based on the underlying model portfolio and actual client performance may vary.

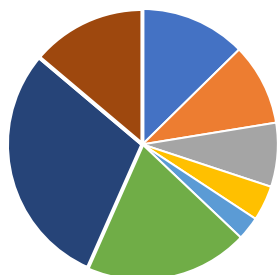
* Model portfolios were launched in April 2016 therefore this year is not a complete calendar year.

Long-Term Expected Average Annual Return v Risk (Standard Deviation)



Source: PK Wealth, Morningstar

Asset Allocation



■ UK Equities	12.7%
■ US Equities	9.8%
■ Europe Ex-UK Equities	7.6%
■ Japan Equities	4.2%
■ Asia Pacific Ex-Japan Equities	2.8%
■ Alternative Assets	19.6%
■ Fixed Income	29.5%
■ Cash / Cash Alternatives	13.9%

Top 10 Holdings	Allocation
Cash / Cash Alternatives	13.9%
RBLF II Royal London Short Dur'n Credit	6.9%
IPP Infrastructure Plc	6.7%
MI Twenty Four AM Dynamic Bond	6.1%
Liontrust Strategic Bond	5.7%
Schroder UK Corporate Bond	4.6%
Baillie Gifford Japan Income Growth	4.2%
Vanguard FTSE Dev Europe (ex UK)	4.0%
Liontrust Special Situations	3.8%
Vanguard S&P 500	3.6%
Total	59.5%

PK Wealth Investment Team



Graham Frost
Chief Investment Officer
Graham heads up the asset allocation and investment research process. Graham has an MBA from Manchester Business School and is an industry commentator with over 30 years of experience.



Michael Usher
Investment Director
Michael has over 25 years' experience working in wealth management specializing in portfolio construction and client relationships. He works with a broad range of investors including advisers, charities and trusts.

PK Wealth Managed Portfolio Service

The PK Wealth Managed Portfolio Service (MPS) provides a range of five risk-rated investment portfolios with multi-asset exposure to global markets. The Managed Portfolio Service was launched in 2016 in line with PK Wealth's investment process and MPS portfolios can be held within a variety of tax wrappers.

PK Group

PK Group was founded in 2003 and provides accountancy, tax planning, financial planning, employee benefits and investment management services to corporate and individual clients. PK Wealth (a member of PK Group) provides discretionary and model portfolio services to a broad range of investors. The investment team works with private individuals, companies, trusts and charities in conjunction with their professional advisers.

Portfolios available on:



IMPORTANT INFORMATION

Past performance is not a reliable indicator of future returns. The value of investments and the income derived from them can go down as well as up and you may not get back the amount invested. PK Wealth is responsible for managing the model portfolios and the professional adviser is responsible for advising the client on portfolio selection and for assessing the suitability of the selected portfolio for each client on an ongoing basis. Each strategy rebalance will simultaneously impact all clients linked to that risk portfolio.

The information in this document does not constitute advice or a recommendation and is for the information of the recipient only.

Investment management and portfolio services are provided by PK Wealth Limited which is authorised and regulated by the Financial Conduct Authority. PK Wealth Limited is registered in England (number 08991126) and the registered office is 1 Parkshot, Richmond, Surrey, TW9 2RD.